

# \$382,250

Broward County Median Sales  
January 2023


# \$410,000

↑ 7.25%  
INCREASE

Broward County Median Sales  
January 2024



**\$561,000**  
Median Sale Price  
for Single Family Home



**\$422,500**  
Median Sale Price  
for Townhouse



**\$235,000**  
Median Sale Price  
for Condo



**\$207,500**  
Median Sale Price  
for Co-Op



**\$625,000**  
Median Sale Price  
for Single Family Home



**\$430,000**  
Median Sale Price  
for Townhouse



**\$250,000**  
Median Sale Price  
for Condo



**\$218,000**  
Median Sale Price  
for Co-Op

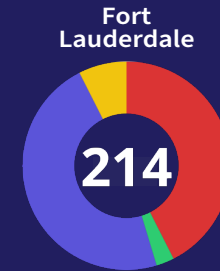
## TOP FIVE CITIES WITH THE MOST SALES

MARTY KIAR, BROWARD COUNTY PROPERTY APPRAISER'S

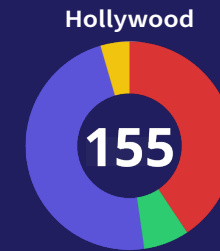
# MARKET SALES

JANUARY 2024 REPORT

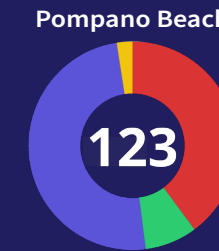
The Broward County Property Appraiser's Office gathers property sales information across the county on an ongoing basis. As part of our continued effort to share the data we collect, I am pleased to provide you with our "BCPA Market Report". This report is a simple, visual representation of the types of properties sold and the median sale prices for residential properties within Broward County during the month of January.



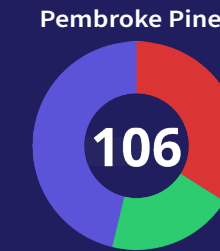
91 Single Family  
6 Townhouse  
101 Condo  
16 Co-Op



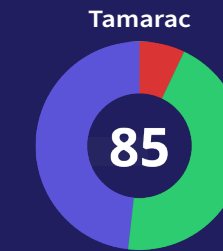
63 Single Family  
11 Townhouse  
74 Condo  
7 Co-Op



49 Single Family  
10 Townhouse  
61 Condo  
3 Co-Op



36 Single Family  
21 Townhouse  
49 Condo  
0 Co-Op



6 Single Family  
38 Townhouse  
41 Condo  
0 Co-Op

## ALL CITIES

Coconut Creek 47  
8 Single Family  
10 Townhouse  
29 Condo  
0 Co-Op

Dania Beach 24  
6 Single Family  
3 Townhouse  
14 Condo  
1 Co-Op

Hallandale Beach 53  
2 Single Family  
0 Townhouse  
44 Condo  
7 Co-Op

Lauderdale Lakes 34  
8 Single Family  
5 Townhouse  
21 Condo  
0 Co-Op

Lighthouse Point 18  
11 Single Family  
1 Townhouse  
3 Condo  
3 Co-Op

North Lauderdale 16  
7 Single Family  
5 Townhouse  
4 Condo  
0 Co-Op

Pembroke Park 1  
0 Single Family  
0 Townhouse  
1 Condo  
0 Co-Op

Southwest Ranches 8  
8 Single Family  
0 Townhouse  
0 Condo  
0 Co-Op

West Park 9  
8 Single Family  
1 Townhouse  
0 Condo  
0 Co-Op

Cooper City 26  
18 Single Family  
8 Townhouse  
0 Condo  
0 Co-Op

Davie 63  
29 Single Family  
17 Townhouse  
17 Condo  
0 Co-Op

Hillsboro Beach 7  
0 Single Family  
0 Townhouse  
7 Condo  
0 Co-Op

Lauderhill 65  
19 Single Family  
15 Townhouse  
31 Condo  
0 Co-Op

Margate 52  
21 Single Family  
8 Townhouse  
23 Condo  
0 Co-Op

Oakland Park 44  
21 Single Family  
3 Townhouse  
20 Condo  
0 Co-Op

Plantation 73  
33 Single Family  
17 Townhouse  
23 Condo  
0 Co-Op

Sunrise 77  
20 Single Family  
21 Townhouse  
36 Condo  
0 Co-Op

Weston 53  
32 Single Family  
5 Townhouse  
16 Condo  
0 Co-Op

Coral Springs 75  
36 Single Family  
9 Townhouse  
30 Condo  
0 Co-Op

Deerfield Beach 75  
13 Single Family  
22 Townhouse  
40 Condo  
0 Co-Op

Lauderdale by the Sea 18  
3 Single Family  
1 Townhouse  
13 Condo  
1 Co-Op

Lazy Lakes 0  
0 Single Family  
0 Townhouse  
0 Condo  
0 Co-Op

Miramar 62  
37 Single Family  
6 Townhouse  
19 Condo  
0 Co-Op

Parkland 32  
20 Single Family  
10 Townhouse  
2 Condo  
0 Co-Op

Sea Ranch Lakes 1  
1 Single Family  
0 Townhouse  
0 Condo  
0 Co-Op

Unincorporated 7  
6 Single Family  
0 Townhouse  
1 Condo  
0 Co-Op

Wilton Manors 25  
11 Single Family  
2 Townhouse  
12 Condo  
0 Co-Op

# \$395,000

Broward County Median Sales  
February 2023


# \$440,000

↑ 11.39%  
INCREASE

Broward County Median Sales  
February 2024



**\$590,000**  
Median Sale Price  
for Single Family Home



**\$420,000**  
Median Sale Price  
for Townhouse



**\$234,950**  
Median Sale Price  
for Condo



**\$200,000**  
Median Sale Price  
for Co-Op



**\$640,000**  
Median Sale Price  
for Single Family Home



**\$442,500**  
Median Sale Price  
for Townhouse



**\$255,000**  
Median Sale Price  
for Condo



**\$276,900**  
Median Sale Price  
for Co-Op

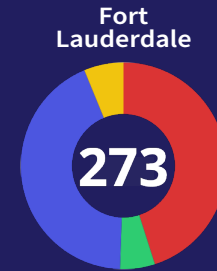
## TOP FIVE CITIES WITH THE MOST SALES

MARTY KIAR, BROWARD COUNTY PROPERTY APPRAISER'S

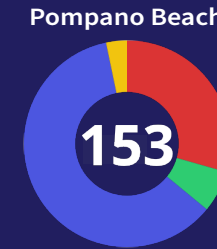
# MARKET SALES

FEBRUARY 2024 REPORT

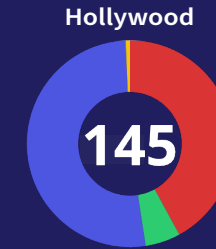
The Broward County Property Appraiser's Office gathers property sales information across the county on an ongoing basis. As part of our continued effort to share the data we collect, I am pleased to provide you with our "BCPA Market Report". This report is a simple, visual representation of the types of properties sold and the median sale prices for residential properties within Broward County during the month of February.



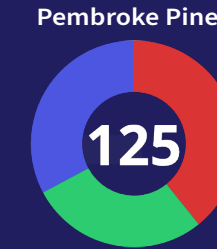
123 Single Family  
15 Townhouse  
118 Condo  
17 Co-Op



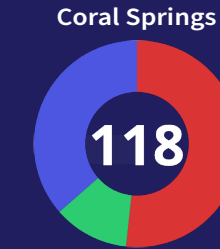
45 Single Family  
10 Townhouse  
93 Condo  
5 Co-Op



61 Single Family  
8 Townhouse  
75 Condo  
1 Co-Op



49 Single Family  
35 Townhouse  
41 Condo  
0 Co-Op



61 Single Family  
14 Townhouse  
43 Condo  
0 Co-Op

## ALL CITIES

Coconut Creek 59  
9 Single Family  
17 Townhouse  
33 Condo  
0 Co-Op

Davie 57  
35 Single Family  
8 Townhouse  
14 Condo  
0 Co-Op

Hillsboro Beach 8  
0 Single Family  
0 Townhouse  
6 Condo  
2 Co-Op

Lauderhill 67  
15 Single Family  
14 Townhouse  
38 Condo  
0 Co-Op

Margate 62  
27 Single Family  
8 Townhouse  
27 Condo  
0 Co-Op

Oakland Park 55  
30 Single Family  
2 Townhouse  
23 Condo  
0 Co-Op

Plantation 94  
43 Single Family  
15 Townhouse  
36 Condo  
0 Co-Op

Sunrise 69  
29 Single Family  
10 Townhouse  
30 Condo  
0 Co-Op

West Park 10  
8 Single Family  
2 Townhouse  
0 Condo  
0 Co-Op

Cooper City 28  
19 Single Family  
8 Townhouse  
1 Condo  
0 Co-Op

Deerfield Beach 96  
21 Single Family  
15 Townhouse  
60 Condo  
0 Co-Op

Lauderdale by the Sea 23  
1 Single Family  
1 Townhouse  
18 Condo  
3 Co-Op

Lazy Lakes 0  
0 Single Family  
0 Townhouse  
0 Condo  
0 Co-Op

Miramar 56  
43 Single Family  
2 Townhouse  
11 Condo  
0 Co-Op

Parkland 46  
37 Single Family  
8 Townhouse  
11 Condo  
0 Co-Op

Sea Ranch Lakes 1  
1 Single Family  
0 Townhouse  
0 Condo  
0 Co-Op

Tamarac 88  
13 Single Family  
33 Townhouse  
42 Condo  
0 Co-Op

Weston 49  
31 Single Family  
6 Townhouse  
12 Condo  
0 Co-Op

Dania Beach 32  
14 Single Family  
4 Townhouse  
14 Condo  
0 Co-Op

Hallandale Beach 63  
5 Single Family  
1 Townhouse  
52 Condo  
5 Co-Op

Lauderdale Lakes 36  
7 Single Family  
5 Townhouse  
24 Condo  
0 Co-Op

Lighthouse Point 19  
14 Single Family  
0 Townhouse  
4 Condo  
1 Co-Op

North Lauderdale 24  
11 Single Family  
9 Townhouse  
4 Condo  
0 Co-Op

Pembroke Park 2  
0 Single Family  
1 Townhouse  
1 Condo  
0 Co-Op

Southwest Ranches 6  
6 Single Family  
0 Townhouse  
0 Condo  
0 Co-Op

Unincorporated 8  
8 Single Family  
0 Townhouse  
0 Condo  
0 Co-Op

Wilton Manors 23  
10 Single Family  
5 Townhouse  
8 Condo  
0 Co-Op

# \$391,000

Broward County Median Sales  
March 2023


# \$450,000

↑ 15.08%  
INCREASE

Broward County Median Sales  
March 2024



**\$600,000**  
Median Sale Price  
for Single Family Home



**\$420,000**  
Median Sale Price  
for Townhouse



**\$227,700**  
Median Sale Price  
for Condo



**\$185,000**  
Median Sale Price  
for Co-Op



**\$635,500**  
Median Sale Price  
for Single Family Home



**\$455,150**  
Median Sale Price  
for Townhouse



**\$251,000**  
Median Sale Price  
for Condo



**\$206,000**  
Median Sale Price  
for Co-Op

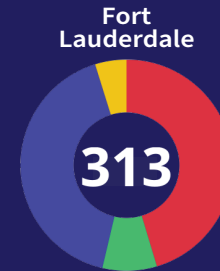
## TOP FIVE CITIES WITH THE MOST SALES

MARTY KIAR, BROWARD COUNTY PROPERTY APPRAISER'S

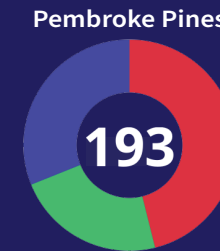
# MARKET SALES

MARCH 2024 REPORT

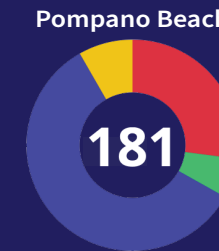
The Broward County Property Appraiser's Office gathers property sales information across the county on an ongoing basis. As part of our continued effort to share the data we collect, I am pleased to provide you with our "BCPA Market Report". This report is a simple, visual representation of the types of properties sold and the median sale prices for residential properties within Broward County during the month of March.



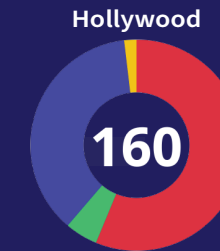
142 Single Family  
26 Townhouse  
130 Condo  
15 Co-Op



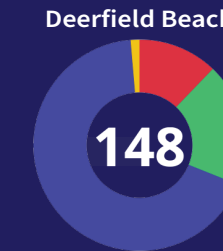
89 Single Family  
44 Townhouse  
60 Condo  
0 Co-Op



49 Single Family  
11 Townhouse  
106 Condo  
15 Co-Op



90 Single Family  
8 Townhouse  
59 Condo  
3 Co-Op



18 Single Family  
28 Townhouse  
100 Condo  
2 Co-Op

## ALL CITIES

Coconut Creek 68  
18 Single Family  
15 Townhouse  
35 Condo  
0 Co-Op

Dania Beach 27  
5 Single Family  
6 Townhouse  
14 Condo  
2 Co-Op

Hillsboro Beach 14  
1 Single Family  
0 Townhouse  
11 Condo  
2 Co-Op

Lauderhill 79  
24 Single Family  
11 Townhouse  
44 Condo  
0 Co-Op

Margate 67  
31 Single Family  
10 Townhouse  
26 Condo  
0 Co-Op

Oakland Park 67  
34 Single Family  
5 Townhouse  
28 Condo  
0 Co-Op

Plantation 99  
58 Single Family  
19 Townhouse  
22 Condo  
0 Co-Op

Sunrise 111  
42 Single Family  
18 Townhouse  
51 Condo  
0 Co-Op

West Park 6  
6 Single Family  
0 Townhouse  
0 Condo  
0 Co-Op

Cooper City 30  
20 Single Family  
10 Townhouse  
0 Condo  
0 Co-Op

Davie 81  
39 Single Family  
16 Townhouse  
26 Condo  
0 Co-Op

Lauderdale by the Sea 24  
2 Single Family  
1 Townhouse  
19 Condo  
2 Co-Op

Lazy Lakes 0  
0 Single Family  
0 Townhouse  
0 Condo  
0 Co-Op

Miramar 94  
62 Single Family  
14 Townhouse  
18 Condo  
0 Co-Op

Parkland 62  
44 Single Family  
14 Townhouse  
18 Condo  
0 Co-Op

Sea Ranch Lakes 1  
1 Single Family  
0 Townhouse  
0 Condo  
0 Co-Op

Tamarac 88  
11 Single Family  
34 Townhouse  
43 Condo  
0 Co-Op

Weston 73  
58 Single Family  
4 Townhouse  
11 Condo  
0 Co-Op

Coral Springs 99  
63 Single Family  
7 Townhouse  
29 Condo  
0 Co-Op

Hallandale Beach 68  
2 Single Family  
52 Townhouse  
14 Condo  
0 Co-Op

Lauderdale Lakes 45  
8 Single Family  
4 Townhouse  
33 Condo  
0 Co-Op

Lighthouse Point 20  
10 Single Family  
2 Townhouse  
6 Condo  
2 Co-Op

North Lauderdale 33  
17 Single Family  
9 Townhouse  
7 Condo  
0 Co-Op

Pembroke Park 1  
0 Single Family  
0 Townhouse  
0 Condo  
1 Co-Op

Southwest Ranches 3  
3 Single Family  
0 Townhouse  
0 Condo  
0 Co-Op

Unincorporated 3  
3 Single Family  
0 Townhouse  
0 Condo  
0 Co-Op

Wilton Manors 36  
14 Single Family  
6 Townhouse  
16 Condo  
0 Co-Op